

Waves of Change

Education beyond books

**A Stepwise
Guidebook to Facilitate
Implementation
of the Programme**

www.schoolsanitation.com



Ministry of Human Resource Development



Central Board of Secondary Education

giz Deutsche Gesellschaft
für Internationale
Zusammenarbeit (GIZ) GmbH



TOWARDS CITY WIDE SANITATION



NATIONAL SCHOOL SANITATION INITIATIVE



Waves of Change

A Stepwise Guidebook

to Facilitate Implementation of the Programme



The Waves of Change Programme is a special Sub –Activity oriented

Action Show under National School Sanitation Initiative!

It caters to implement the Theme of Health, Wellness and Sanitation while
inculcating

“Education Beyond Books”

And

“4Ls - Learning for Life, Living and Livelihood”

Waves of Change will thereby provide students with enhanced opportunities
and skills for improving their own life chances and making a better
tomorrow for everyone



Contents

▶	Fast Facts about the Waves of Change Programme	02
▶	General Information	02
▶	Who Can Participate?	02
▶	How Can You Participate?	02
▶	When will the event take place?	03
▶	How to Register for Waves of Change Programme and Get Compulsary Sanitation Rating Done	04
▶	General Information	04
▶	How to Register	04
▶	Frequently Asked Questions – Registration & Sanitation Rating	05
▶	How to Select Optional Themes	07
▶	General Information	07
▶	Steps for Selection of Optional Theme	07
▶	Frequently Asked Questions – Selecting Optional Themes	07
▶	Selection & Role of WoC Managing Committee	
▶	General Information	09
▶	Composition of WoC Managing Committee (WMC)	09
▶	Selection of WoC Managing Committee (WMC)	09
▶	Role of WoC Managing Committee (WMC)	09
▶	Frequently Asked Questions Regarding WoC Managing Committee (WMC)	10
▶	Selection & Role of the Thematic Task Force/s	11
▶	General Information	11
▶	Composition of the Thematic Task Force	11
▶	Selection of TTFs	11
▶	Role of the TTF	11
▶	Frequently Asked Questions Regarding Thematic Task Force (TTF)	12



▶	Preparing Action Plan & Action Taken Report	13
▶	General Information	13
▶	Frequently Asked Questions Regarding Action Plans and Action Taken Reports	14
▶	How to Launch Waves of Change in Your School	15
▶	General Information	15
▶	Compulsory Activity for Launch	15
▶	Frequently Asked Questions Regarding Launch	15
▶	Theme 1- The Compulsory Theme: Health, Wellness and Sanitation	16
▶	General Information	16
▶	Compulsory Activity for the School Administration	16
▶	What to do if you get a poor rating	16
▶	Optional Activities	19
▶	Frequently Asked Questions Regarding Theme 1	19
▶	Theme 2 (Optional): National Talent Hunt	20
▶	General Information	20
▶	Categories and Sub-Categories for National Talent Hunt	20
▶	Further instructions for applying for Talent Hunt	25
▶	Steps for applying for Talent Hunt	25
▶	Judging & Selection	28
▶	Frequently Asked Questions – Regarding Theme 2	28
▶	Theme 3 (Optional): Environment, Culture and Heritage	29
▶	General Information	29
▶	Optional Activities	29
▶	Criteria for Evaluation of Schools	35
▶	Frequently Asked Questions – Theme 3	35
▶	Optional Theme 4: Competitive Sports (and National Talent Hunt in Sports)	36
▶	General Information	36
▶	Frequently Asked Questions –Theme 4	38



▶ Theme 5: Ideas and Innovations	39
▶ General Information	39
▶ Suggested activities	39
▶ Frequently Asked Questions – Theme 5	40
▶ Central Events	41
▶ General Information	41
▶ Format for Action Plan	42
▶ Theme 1: Health, Wellness and Sanitation	44
▶ Optional Theme 2: National Talent Hunt (Only fill this section if you are taking this theme)	45
▶ Optional Theme 3: Environment, Culture and Heritage (Only fill this section if you are taking this theme)	49
▶ Optional Theme 4: Competitive Sports (and National Talent Hunt in Sports) (Only fill this section if you are taking this theme)	50
▶ Optional Theme 5: Ideas and Innovations (Only fill this section if you are taking this theme)	51
▶ Format for Action Taken Report	52
▶ Theme 1: Health, Wellness and Sanitation	52
▶ Compulsory Theme: Health, Wellness and Sanitation	54
▶ Optional Theme 2: National Talent Hunt	55
▶ Optional Theme 3: Environment, Culture and Heritage	56
▶ Optional Theme 4: Competitive Sports (and National Talent Hunt in Sports)	57
▶ Optional Theme 5: Ideas and Innovations	58



Welcome to the Waves of Change Programme!

Promoting good sanitation habits among school children is one of the essential responsibilities of every school. Access and use of appropriate sanitation facilities has multiple positive outcomes: it promotes human dignity; reduces sanitation related illnesses thereby increasing productivity; and also reduces environmental pollution that results from open defecation.

Ministry of Human Resource Development (MoHRD) along with Central Board of Secondary Education (CBSE) and the Deutsche Gesellschaft für Internationale Zusammenarbeit GmbH (GIZ) launched the National School Sanitation Initiative (NSSI), on 27th April 2010, making it mandatory for all schools to focus on the practical aspects of sanitation, with emphasis on personal hygiene, clean toilet habits, safe drinking water, separate toilets for girl students, disposal of waste water, waste water recycling, waterless urinals, waste segregation and composting, food hygiene, creation and conservation of green spaces, etc.

Consequently, Online National School Sanitation Ratings was instituted on 7th July 2011 with the purpose of recognizing those schools which are taking significant steps towards effective sanitation and improvement in service delivery leading to the desired behavioural and attitudinal changes towards hygiene and sanitation. The Sanitation Ratings are expected to infuse the required dynamism in the schools towards sanitation management.

The CBSE's Comprehensive School Health Manuals also address the issue of sanitation in schools. Sanitation is one of the six areas and themes that have been identified for a school to improve its performance in becoming a "Health Promoting School".

Waves of Change is a wide-ranging programme that provides opportunities for students to build skills and display their talents in various spheres while focussing on the centrality of Health, Wellness and Sanitation for a student's growth and development. **The theme of Health, Wellness and Sanitation is compulsory for every school participating in Waves of Change.**

This document provides comprehensive information that you will require as you participate in the programme and implement Waves of Change in your school. Each section of the book gives details related to a particular aspect of the programme. You may choose to refer to an individual topic or read the document as a whole to gain clarity on every aspect of the programme and successfully action Waves of Change in your school.



Fast Facts about the Waves of Change Programme

General Information

Waves of Change:

1. is the biggest school event in the world
2. helps students, teachers and parents internalize and benefit from the concept of *Education Beyond Books*
3. helps students in *Learning for Life, Living and Livelihood (4Ls)*
4. has one compulsory theme – **Health, Wellness & Sanitation.**
 - a. All schools must take this theme. All schools must get their sanitation rating done on the website www.schoolsanitation.com
5. has four optional themes. Schools can participate in any or all four optional themes. However, participation in an optional theme is not compulsory.

The Four Optional Themes are:

- a. National Talent Hunt
 - b. Environment, Culture and Heritage
 - c. Competitive Sports (and National Talent Hunt in Sports)
 - d. Ideas and Innovations
6. Schools are to conduct events at the school level only
 7. Winners will be invited to attend a glittering Award Function at New Delhi

Who Can Participate?

Waves of Change is open to:

1. All schools in India including all CBSE schools and all Municipal Schools
2. All CBSE international schools

How Can You Participate?

1. Log onto www.schoolsanitation.com and register your school.

Spare a minute to read this document and get all your answers

When will the event take place?

<i>Important dates related to Waves of Change</i>	
Date	Event
28 November 2012	Nation-wide launch
29 November 2012	Registration closes
07 December 2012	Schools to submit Action Plans
28 November- 31 December 2012	School based activities to be conducted
15 January 2012	Last date for Action Taken Reports to be submitted
15 January 2013	Last date for Talent Hunt – entries to be submitted
To Be Announced	Award Ceremony for Talent Hunt

How to Register for Waves of Change Programme and Get Compulsary Sanitation Rating Done

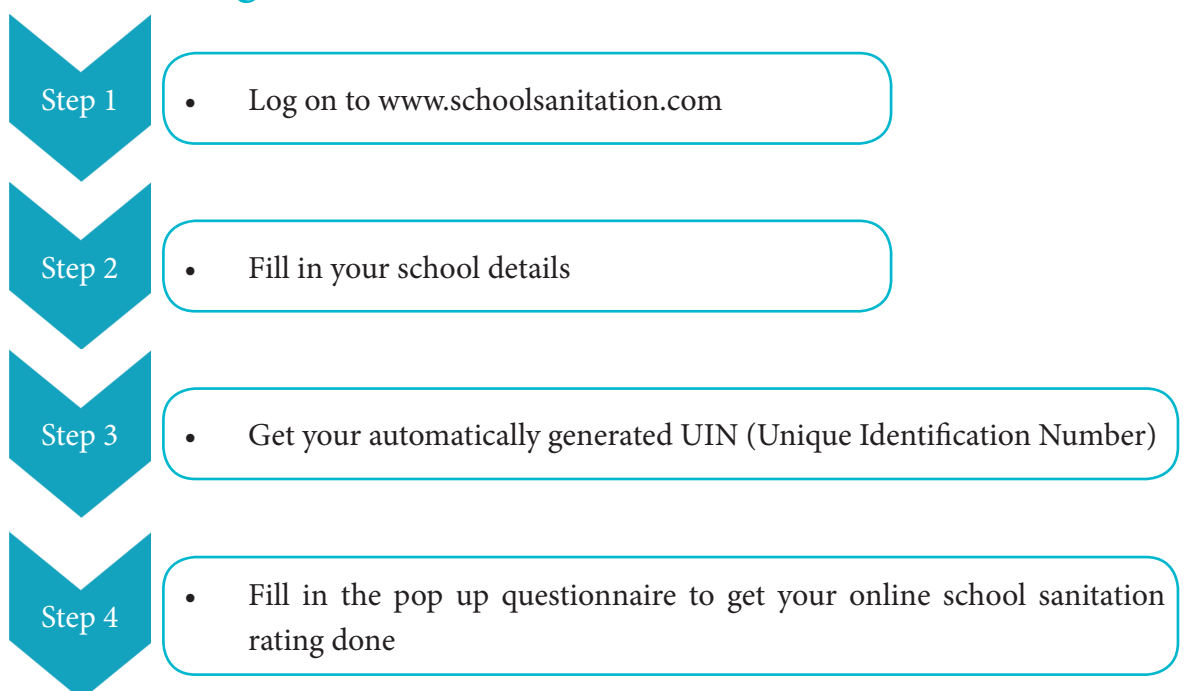
Registration for WoC is essential for all schools. Follow the simple steps below and get your registration done today!

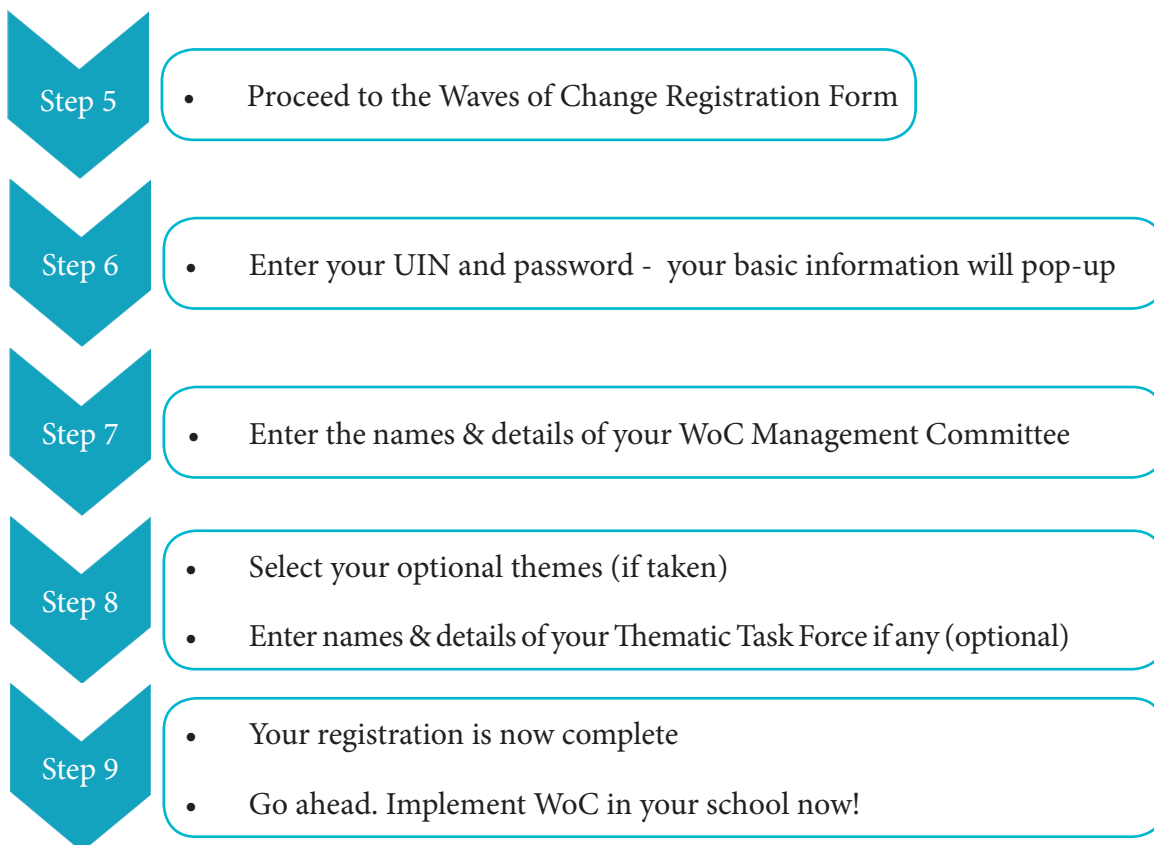
Steps for registering for the WoC Programme

General Information

- Registration for Waves of Change is open until 29th November 2012.
- About the Unique Identification Number(UIN)– Save your UIN! Create & save your password.
 - This is your unique identification. You will need to quote this number
 - every time you access / update/ change your school's details on the WoC website
 - every time you send any information related to the Waves of Change Programme to CBSE or the Waves of Change cell (called CNGSKD cell) or any other administrative body associated with Waves of Change
 - upload information on the website, view your page

How to Register





Frequently Asked Questions – Registration & Sanitation Rating

Question	Answer
Is my school automatically registered for WoC if we have got our sanitation rating done?	No. After getting sanitation rating you must fill in the WoC registration form.
What do I do if I have lost my UIN or password?	Click on the forgot password button and follow the steps If you still can't retrieve your id, send an email to neetaswoc@gmail.com and put 'Forgot id' in the subject line.
Can I change my school details after registration?	Yes you can. You can change details by logging onto your page. However, change in some details may need you to re-take the sanitation rating.

Question	Answer
<p>If my school's sanitation rating is low, how will it affect me?</p>	<p>There is no penalization from CBSE for a low sanitation rating. CBSE encourages you to get your rating done and improve it for the good of your school and your students.</p> <p>You will receive a booklet called 'Simple Steps to Improve Your Sanitation Rating' or you can download it from. www.schoolsanitation.com. Follow the guidance in this booklet. There are many inexpensive and simple steps you can implement to improve sanitation in your school.</p> <p>After 2 months you can get your sanitation rating done on the website again and improve your sanitation rating.</p>
<p>Do I have to select my optional theme at time of registration?</p>	<ol style="list-style-type: none"> 1. If you are ready, you can select your optional theme 2. You can also select your optional theme on any date between your date of registration for WoC& closing of registration for WoC(29th November 2012)



How to Select Optional Themes

General Information

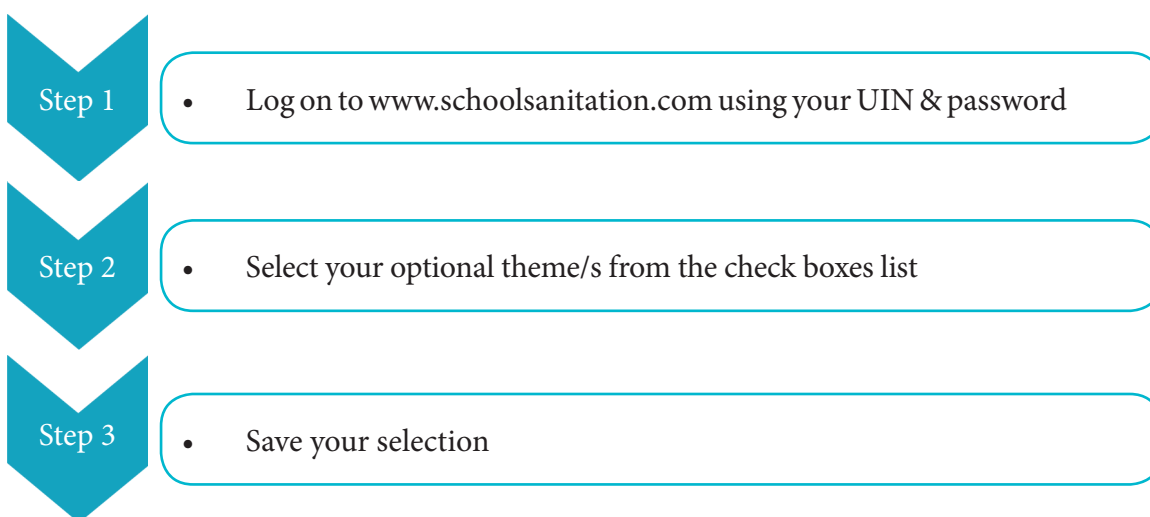
There are four optional themes in the Waves of Change Programme.

You can take any or all four themes if you so wish.

Participating in Optional Themes will widen the horizons of your school students. They will also have the opportunity to win individual prizes in the Talent Hunt & Competitive Sports themes. Remember: There is always the “Education Beyond Books”!

Let your students excel in the “**Learning for Life, Living and Livelihood (4Ls)**”

Steps for Selection of Optional Theme



You can select / change your optional themes at any time upto the closing of WoC registration on 29 November 2012.

Frequently Asked Questions – Selecting Optional Themes

Question	Answer
Is there a limit to how many times I can change my optional themes?	No. There is no limit but you cannot change after 21 November 2012.
Do I have to choose the same theme for junior, middle and senior sections?	Yes. Your entire school must partake in the same activity. Only in Theme 5, some of the activities are not open to junior classes especially those related to Entrepreneurship Development and “Earn while You Learn” concept. Some of the activities like donation of books, etc. are open to junior classes.



Question	Answer
Do I have to submit a separate action plan for each theme?	No. You will make only one action plan. Each theme should have a separate section. Please see the template for action plans given at pg xx
Do I have to form a separate Managing Committee for each theme?	No. You need to form only one managing committee to plan and guide the WoC activities for your school. You can form Thematic Task Force(s) if you wish to. The Thematic Task Force(s) would work under the guidance of the WoC Committee.
Do I have to select my optional theme at time of registration?	If you are ready, you can select your optional theme OR You can also select your optional theme on any date between your date of registration for WoC & closing of registration for WoC.
Do I have to select my optional theme at time of registration?	If you are ready, you can select your optional theme OR You can also select your optional theme on any date between your date of registration for WoC & closing of registration for WoC.



Selection & Role of WoC Managing Committee

General Information

Every school must form a Management Committee for the implementation of the Waves of Change Programme.

Composition of WoC Managing Committee (WMC)

It is suggested that the Principal or a senior teacher should head the Managing Committee.

The WMC must have 12-15 members. It should consist of:

- at least 3 teachers - one each from Junior, Middle and Senior school
- at least three students

Selection of WoC Managing Committee (WMC)

The school is free to select WMC members through any process they wish to follow: e.g. nomination by Principal/Head Mistress or in consultation with student council, etc.

Role of WoC Managing Committee (WMC)

The WMC is responsible for:

1. Deciding the optional themes in which the school will participate
2. Creating awareness about WoC amongst students, teachers and parents
3. Preparing the Action Plan
4. Documenting activities
5. Working with the individual Thematic Theme Force (TTF) for each theme for implementation of theme activities/ if there is no TTF then implementing theme activities (**please see pg. Xx for TTF role**)
6. Preparing Action Taken Report

Important Information

Action Plans and Action Taken Reports MUST be sent only in accordance with the template provided for the school to qualify for the Waves of Change Action Taken Report Compendium/Awards. If by chance you have sent the AP/ATR NOT in the prescribed format then please resend it in the given format. (see [www.....](#))

Frequently Asked Questions Regarding WoC Managing Committee (WMC)

Question	Answer
How should we spread awareness regarding WoC?	<p>You are free to follow any method/s you choose. Some suggestions are through:</p> <ol style="list-style-type: none"> 1. Circular to parents explaining WooC 2. Posters – get students involved in creating these 3. Assemblies 4. Local media 5. Any other method
Is it essential to have a Thematic Task Force (TTF) for each theme?	<p>No. It is not essential. The WMC can undertake the role of the TTF if Principal so desires. However, we advise formation of TTFs to increase student participation and ownership of the programme. Please read the section on TTFs also.</p>
How should we create the Action Plan & Action Taken Report?	<p>A template for the Action Plan will be uploaded on www.schoolsanitation.com/.....</p> <p>Please follow the template only – adhere to the format, requirements, word limits etc.</p>
Can I change my Action Plan after submitting?	<p>Yes. You can change your Action Plan up to the closing date for acceptance which is 07 December 2012.</p>
Can I change my Action Taken Report after submitting?	<p>No. Your Action Taken Report can only be submitted once.</p>



Selection & Role of the Thematic Task Force/s

General Information

One Thematic Task Force (TTF) can be formed for each theme.

The TTF would be responsible for implementation of activities for the themes chosen by the school.

Formation of TTFs is optional although schools are encouraged to form TTFs to increase student involvement and ownership of Waves of Change.

In case TTFs are not formed, the WMC would undertake the responsibilities of the TTF.

Composition of the Thematic Task Force

The TTF should have only one teacher.

Students from all sections (Junior, Middle and Secondary) should be included in the TTF. Altogether, there should be 5-14 students in each TTF.

Selection of TTFs

The school is free to select TTF members through any process they wish to follow: eg. Nomination by Principal/Head Mistress or in consultation with the student council, etc.

Each TTF member will be given a Certificate of Participation.

Role of the TTF

The TTF is responsible for:

1. Deciding the activities to be undertaken by each section of the school under their theme
2. Creating awareness about their theme and its relevance amongst students, teachers and parents
3. Preparing the activities for their theme
4. Documenting activities
5. Working with the WMC to ensure success of the WoC programme in their school
6. Assisting WMC in preparing Action Taken Report



Important Information

Action Plans and Action Taken Reports MUST be sent only in accordance with the template provided for the school to qualify for the Waves of Change Action Taken Report Compendium/Awards. If by chance you have sent the AP/ATR NOT in the prescribed format then please resend it in the given format. (see www.....)

Frequently Asked Questions Regarding Thematic Task Force (TTF)

Question	Answer
Is it essential to have a TTF?	No. It is not essential to have a TTF.
Is there a limit to how many times I can change members of the TTF?	No. There is no limit but you can not change after 07 December 2012 (submission of Action Plan).
Does the TTF have to submit a separate action plan for each theme?	No. Your WMC will submit the Action Plan. However, you are advised to plan your activities carefully before you start to execute them. You may like to use the template suggested for Action Plans to prepare your plan also.
How should we spread awareness regarding our theme?	You are free to follow any method/s you choose. Some suggestions are through: <ol style="list-style-type: none"> 1. Circular to parents explaining WOC 2. Posters – get students involved in creating these 3. Assemblies 4. Local media 5. Any other method
What is the last date for submitting the TTF names for the certificates?	07 December 2012



Preparing Action Plan & Action Taken Report

General Information

Every school must submit an Action Plan by 07 December 2012. The action plan should follow the format/template given at pg. **Xx**.

Every school must submit an Action Taken Report by 15 December 2012. The Action Taken Report should follow the format/template given on pg. **Xx**.

Important Information

To qualify for either the Waves of Change Awards or to be included in the Action Taken Report Compendium, Action Plans and Action Taken Reports **MUST** be sent only in accordance with the template provided for the schools.

Action Plan

1. Only one Action Plan per school is to be submitted.

This Action Plan must include a plan for every theme being taken by the school.

Action Taken Report

1. Only 1 Action Taken Report per school is to be submitted.

This Action Taken Report must include every theme being taken by the school.

2. The Principal must sign an authenticity certificate confirming that all activities claimed have been done by the school

How to Upload Action Plan/Action Taken Report on the website

Step 1

- Save your file (Action Plan or ATR) in the prescribed format with the correct file name

Step 2

- Log on to www.schoolsanitation.com

Step 3

- Access your account using your UIN and password & upload your file

Frequently Asked Questions Regarding Action Plans and Action Taken Reports

Question	Answer
How many Action Plans (AP)/Action Taken Reports (ATR) should each school upload?	Every school must submit only 1 Action Plan and 1 Action Taken Report
Who should prepare the AP and ATR?	<p>AP and ATR should be prepared by the WMC.</p> <p>Ideally both should be written by students with help and support from teachers.</p> <p>TTFs can submit details for their themes to the WMC. These details can be appropriately included in the AP and ATR.</p>
What happens if we do not submit an AP/ATR?	If you do not submit an AP/ATR it will not be possible to evaluate your school's performance and hence you will not have the opportunity of qualifying for any Award/Compendium
What is the last date for submitting the AP and ATR?	<p>Last date for submitting Action Plan is 07 December 2012</p> <p>Last date for submitting Action Taken Report is 15 January 2013.</p>

How to Launch Waves of Change in Your School

General Information

Waves of Change will be launched in an event held in New Delhi on 28th November 2012. Many dignitaries and will grace this occasion.

Since it is not possible for all schools to participate in this event, it is planned that every school can launch this programme in its own way. Let the message and essence of the Waves of Change Programme spread in each school.

You can mail at most 5 photographs of the launch event in your school to neetaswoc@gmail.com.

Compulsory Activity for Launch

All students must take the sanitation pledge as part of the WoC Launch activity in the school. (Download it from www.schoolsanitation.com/.....)

In addition to this:

All schools are encouraged to hold special assemblies on the launch day focussing on the compulsory theme of Health, Wellness and Sanitation and also on the optional themes selected by the school.

The launch can be followed by activities and celebrations in the school.

Important Information

Schools have flexibility to plan and design the launch of Waves of Change according to their own convenience between 28.11.12 – 07.12.12.

Frequently Asked Questions Regarding Launch

Question	Answer
Is it essential to have a launch of WoC at the school level?	Yes. It is essential to have a launch of WoC at the school level.
Is there a given format for launching WoC in the school?	No. There is no given format. Each school is free to launch WoC in their own way. The only compulsory activity is to take the Sanitation Pledge.
Can we add to or change the Sanitation Pledge?	No. You cannot change the Sanitation Pledge. However in addition to this you can make a special pledge for your school. Remember to include this in your ATR.

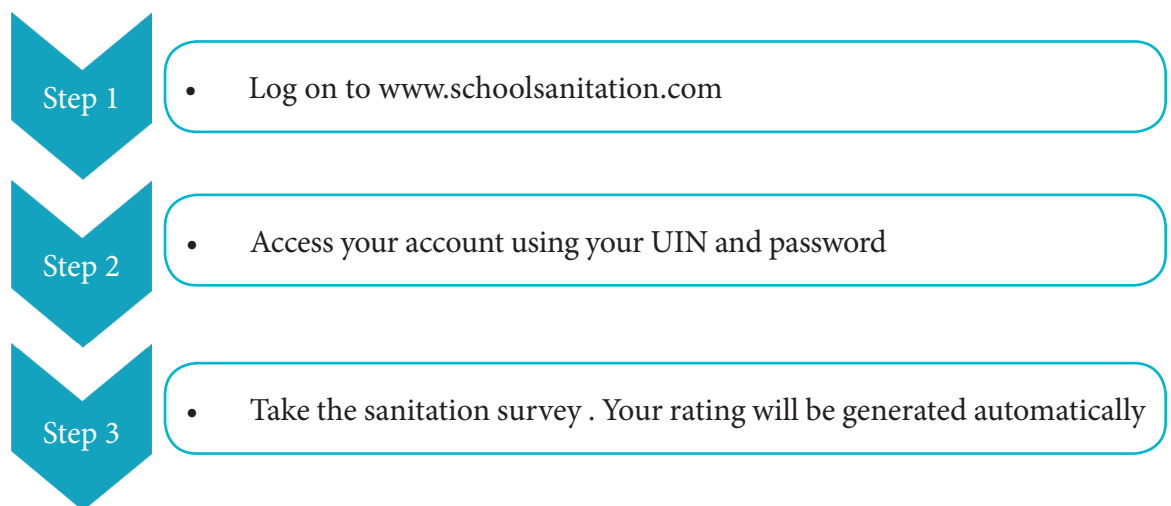
Theme 1- The Compulsory Theme: Health, Wellness and Sanitation

General Information

Waves of Change aims to inculcate habits of sanitation and health amongst students. This theme is therefore central to the entire programme. It is the only theme in which the school administration has a compulsory activity which must be completed for the school to be eligible to participate in the programme.

Compulsory Activity for the School Administration

All participating schools must get the Online National School Sanitation Rating done for their schools to check if they are a “Health Promoting School” (HPS). Registration for WoC programme is only complete once the school’s online sanitation rating has been generated.



What to do if you get a poor rating

Don't panic. You can improve your school's sanitation rating by following the suggestions given in the document Simple Steps to Improve Your Sanitation Rating. ([download from www.schoolsanitation.com](http://www.schoolsanitation.com)/Full link to be provided)

After 2 months take the survey again and IMPROVE YOUR SANITATION RATINGS!

Special mention will be made in the compendium of the top rated 100 schools.



Other Compulsory Activities:

2. All students must take the Sanitation Pledge.
3. Sanitation Task Force (STF) formation by each school: Lead to be taken by the Health & Wellness Clubs.
4. Declaration of a School Sanitation Action Plan for the event as well as for the year, along with clearly defined time line and its submission online
5. Awareness raising for attitudinal and behavioural change
6. Special thematic assemblies: Principal or designated teacher to brief the students about the theme and the School Sanitation Action Plan.

Optional Activities

Schools are free to choose their optional activities from the list of suggested activities. Schools can also create and undertake Optional Activities of their own choice.

Optional activities should be conducted for primary, middle and secondary school students.

Suggested optional activities for:

A. *Primary level*

- a. **Personal Hygiene:** Conduct regular hygiene checks and make a chart of the personal hygiene components in each class. Guide students to improve their hygiene. Recognize and reward hygiene excellence. The school can select its own methodology for encouraging habits of personal hygiene amongst students. It is advisable to have a particular day in the week for inspection of hygiene.
2. **Clean classrooms:** conduct a classroom cleaning programme in the school and teach students how to segregate waste at source. Communicate the value of waste to students. Bring the practices of safe disposal of hazardous waste to the classroom.
3. **Performing art activities:** poems and dance dedicated to sanitation: select poems on sanitation issues and encourage students to perform. Organize a dance or other visual arts items based on such poems.
4. **Literary activities dedicated to sanitation:** explore local knowledge and best/bad practices in student's homes and document them. Tell students to collect and publish news on sanitation.
5. **Best out of waste activities:** help students to create products out of waste or products to reduce waste production.
6. **Painting and drawing competition dedicated to sanitation theme:** arrange a school level competition and select the best piece out of it.



B. *Middle level:*

1. ***Slogan march:*** organize a march with sanitation slogans to create public awareness. Get help of local NGOs working in the field. Try to attract local media attention and involve elected representatives of the area.
2. ***Poster Designing:*** organize a poster making competition on sanitation.
3. ***Class Bulletin Board competition:*** collect important news regarding sanitation and post it on the class bulletin board. Organise an inter class bulletin board competition.
4. ***Cleanliness drive:*** conduct a classroom cleaning programme in the school and teach students how to segregate waste at source. Communicate the value of waste to students. Bring the practices of safe disposal of hazardous waste to the classroom.
5. ***Sanitation Pledge and signature campaign:*** download the sanitation pledge from the NSSI website and post it in a visible place in every classroom. Encourage students and teachers to sign the pledge. Launch of the signature campaign can be inaugurated by local representatives other sanitation/ academic celebrities. Document the program.
6. ***Performing art activities:*** use sanitation as a theme for school level competitions.
7. ***Literary activities dedicated to sanitation:*** organize poetry/story writing on sanitation.

C. *Senior level:*

1. ***Waves of Change ideology discussion:*** organize school-level chat sessions/open forums to discuss WoC and its ideas. Organize an expert panel to make it more informative.
2. ***Wall newspapers:*** collect national and international news related to sanitation and publish it for all students in the school. Try to update it on a regular basis.
3. ***Volunteering for health and wellness camps:*** involve students in camp activities. Help them connect with NGO's and government organizations working in the field to plan such programmes.
4. ***Exposure visits to Water Treatment Plant/Sewerage Treatment Plant/Rainwater Harvesting structures etc.:*** organize visits to such plants and help students to get aware about the way they work. Make models of such plants and place them at visible location in the school.
5. ***Dedicated school facebook page on sanitation:*** upload all activities under health and hygiene in school.
6. ***Performing art activities:*** organize street plays on sanitation.
7. ***Literary activities dedicated to sanitation:*** organize an essay/ poem/ story writing competition in school.



Important Information

Feel free to innovate and create your own activities! Remember to include your activities, competition winners and creative geniuses in your Action Plan and Action Taken Report.

Frequently Asked Questions Regarding Theme 1

Question	Answer
If my sanitation rating is low, how will it affect my school?	Low sanitation rating will not adversely affect your school. In fact it gives you the opportunity to improve your sanitation rating before any penalties for poor sanitation are mandated.
If my sanitation rating improves by February 2013, will the improved rating be considered when evaluating my school in the WoC programme?	Yes. Your improved rating will be considered IF: <ol style="list-style-type: none">1. You have done the sanitation rating at least once before xxxx 2012.2. Your new rating is done on / or before 28 February 2013.
Do I have to do any optional activity?	No. It is recommended but not compulsory.
How many optional activities can we take?	As many as you like! There is no limit.
Will taking additional themes and additional activities improve my score in WoC programme evaluation?	Yes. The more active your school is, the better its chances of being included in the 500 best schools compendium.

Theme 2 (Optional): National Talent Hunt

General Information

The National Talent Hunt (NTH) is a dynamic mechanism for showcasing young talents and creating opportunities for young people to shine and be recognized for their abilities. National Talent Hunt is a broad based activity catering to abilities of all kinds. It is a true exposition of **Education Beyond Books** as it encourages students to widen their interests and excel in varied fields.

NTH is open to three sections of students: primary, middle and secondary.

Each school can send maximum two entries from primary section, two entries from middle section and two entries from secondary section for each sub-category of activities.

Schools are free to follow their own mechanism for the selection of student for the talent hunt.

The entries must be in the form of a video recording, written piece (for section 3 only) or photograph. Each entry must carry the name of the student, age, class, school and gender and the category under which the application is made (e.g. if the student is applying for mime the entry should mention the category i.e. mime).

Each entry must adhere to the criteria mentioned above i.e. Video bytes (not more than two minutes)/photos of outstanding talent wherever required – size of the file to be mentioned (xx MB), not more than 5 photographs (total 1 MB) or 500 words.

Each entry must carry an authentication/originality certificate that must be ratified by the school principal. **Any kind of malpractice will lead to disqualification of the school.**

Categories and Sub-Categories for National Talent Hunt

Reasoning behind choice of categories: Problem Solving Ability (PSA) isto be conducted by CBSE for Classes IX and XI. It is widely acknowledged that research and analytical skills; problem solving in Mathematics and Science; comprehension and analysis of written texts; and, effective communication are the skills, which ensure success in Higher Studies and Professional areas. It is with these considerations in mind that CBSE is planning to initiate a Problem Solving Test (PST) for students in Classes IX and XI (vide (Cir. No. Acad-40/2012 and 41/2012 dated 01.08.2012, respectively).

The PST can be downloaded from www.schoolsanitation.com/theme2/.....(full link to be added)



These skills will be assessed on the following domains:

- **Quantitative**, which includes the kinds of reasoning found in Mathematics, Science, and Technology;
- **Qualitative**, which includes the reasoning seen in the Humanities, Arts, and Social Sciences;
- **Written Expression**, which includes different aspects of written communication (e.g., grammar, vocabulary, etc.).

Talent Hunt will therefore be conducted in the following categories and sub-categories

1- Business Skills: Only open to middle and secondary sections

Schools can send entries from middle and secondary groups.

Maximum two individual entries group per sub category 1.1 and 1.2 are allowed.

1.1 Earn while Learn

Students using their entrepreneurial talents to earn

Category 1.2 Innovative Solutions

Category 2 Performing Arts: Open to junior, middle and senior sections

Category 2.1 Indian Performing Arts

Schools can send entries from junior, middle and secondary sections.

Maximum two individual entries per section per sub category 2.1.1 - 2.1.6 are allowed.

Maximum two group entries per section per sub category 2.1.1 - 2.1.6 are allowed (maximum size per group \leq 10 students):

Individual entries

2.1.1 Acting/ Theatre/ Street Plays (NukkadNataks)

2.1.2 Singing

2.1.3 Instrumental

2.1.4 Dancing and choreography

2.1.5 Mime

2.1.6 Puppetry and shadow art

Group entries

2.1.1G Acting/ Theatre/ Street Plays (Nukkad Nataks)



- 2.1.2G Singing
- 2.1.3G Instrumental
- 2.1.4G Dancing and choreography
- 2.1.5G Mime
- 2.1.6G Puppetry and shadow art

Category 2.2 Western Performing Arts

Schools can send entries from junior, middle and secondary sections.

Maximum two individual entries per section per sub category 2.2.1 - 2.2.6 are allowed.

Maximum two group entries per section per sub category 2.2.1 - 2.2.6 are allowed (maximum size per group ≤ 10 students):

- 2.2.1 Acting/ Theatre/ Street Plays (NukkadNataks)
- 2.2.2 Singing
- 2.2.3 Instrumental
- 2.2.4 Dancing and choreography
- 2.2.5 Mime
- 2.2.6 Puppetry and shadow art

Group entries

- 2.2.1G Acting/ Theatre/ Street Plays (NukkadNataks)
- 2.2.2G Singing
- 2.2.3G Instrumental
- 2.2.4G Dancing and choreography
- 2.2.5G Mime
- 2.2.6G Puppetry and shadow art

Category 2.3 Folk Performing Arts

Schools can send entries from junior, middle and secondary sections.

Maximum two individual entries per section per sub category 2.3.1 - 2.3.6 are allowed.

Maximum two group entries per section per sub category 2.3.1 - 2.3.6 are allowed (maximum size per group ≤ 10 students):

Individual entries

- 2.3.1 Acting/ Theatre/ Street Plays (NukkadNataks)
- 2.3.2 Singing
- 2.3.3 Instrumental



- 2.3.4 Dancing and choreography
- 2.3.5 Mime
- 2.3.6 Puppetry and shadow art

Group entries

- 2.3.1G Acting/ Theatre/ Street Plays (Nukkad Nataks)
- 2.3.2G Singing
- 2.3.3G Instrumental
- 2.3.4G Dancing and choreography
- 2.3.5G Mime
- 2.3.6G Puppetry and shadow art

Category 3-Life Skills - Communication: Open to junior, middle and senior sections

Category 3.1 Life Skills - Written Communication Hindi

Schools can send entries from junior, middle and secondary sections.

Maximum two individual entries per section per sub category 3.1.1 – 3.1.4 are allowed.

- 3.1.1 Poetry writing in Hindi
- 3.1.2 Prose writing in Hindi
- 3.1.3 Skit writing in Hindi
- 3.1.4 Journalistic writing in Hindi

Category 3.2 Life Skill- Written Communication English

Schools can send entries from junior, middle and secondary sections.

Maximum two individual entries per section per sub category 3.2.1 - 3.2.4 are allowed.

- 3.2.1 Poetry writing in English
- 3.2.2 Prose writing in English
- 3.2.3 Skit writing in English
- 3.2.4 Journalistic writing in English

Category 3.3 Life Skill- Written Communication in a Regional Language (a school can choose any ONE Schedule 8 (?) language

Schools can send entries from junior, middle and secondary sections.

Maximum two individual entries per section per sub category 3.3.1 -3.3.4 are allowed.

- 3.3.1 Poetry writing in Regional Language
- 3.3.2 Prose writing in Regional Language



3.3.3 Skit writing in Regional Language

3.3.4 Journalistic writing in Regional Language

Category 3.4 Life Skills - Spoken Communication in Hindi

Schools can send entries from junior, middle and secondary sections.

Maximum two individual entries per section per sub category 3.4.1 – 3.4.2 are allowed.

3.4.1 Declamation in Hindi

3.4.2 Public speaking in Hindi

Category 3.5 Life Skills - Spoken Communication in English

Schools can send entries from junior, middle and secondary sections.

Maximum two individual entries per section per sub category 3.5.1 – 3.5.2 are allowed.

3.5.1 Declamation in English

3.5.2 Public speaking in English

Category 3.6 Life Skills - Spoken Communication in Regional Language (a school can choose any ONE Schedule 8 language)

Schools can send entries from junior, middle and secondary sections.

Maximum two individual entries per section per sub category 3.6.1 – 3.6.2 are allowed.

3.6.1 Declamation in Regional Language

3.6.2 Public speaking in Regional Language

Category 4 - Visual and Applied Arts: Open to junior, middle and senior sections

Schools can send entries from junior, middle and secondary sections.

Maximum two individual entries per section per sub category 4.1 – 4.7 are allowed.

4.1 Painting.

4.2 Sculpture.

4.3 Photography

4.4 Film making (in English or Hindi only)

4.5 Graphic designing (book cover, posters, ad design, etc.).

4.6 Illustration/cartooning.

4.7 Crafts and folk arts.



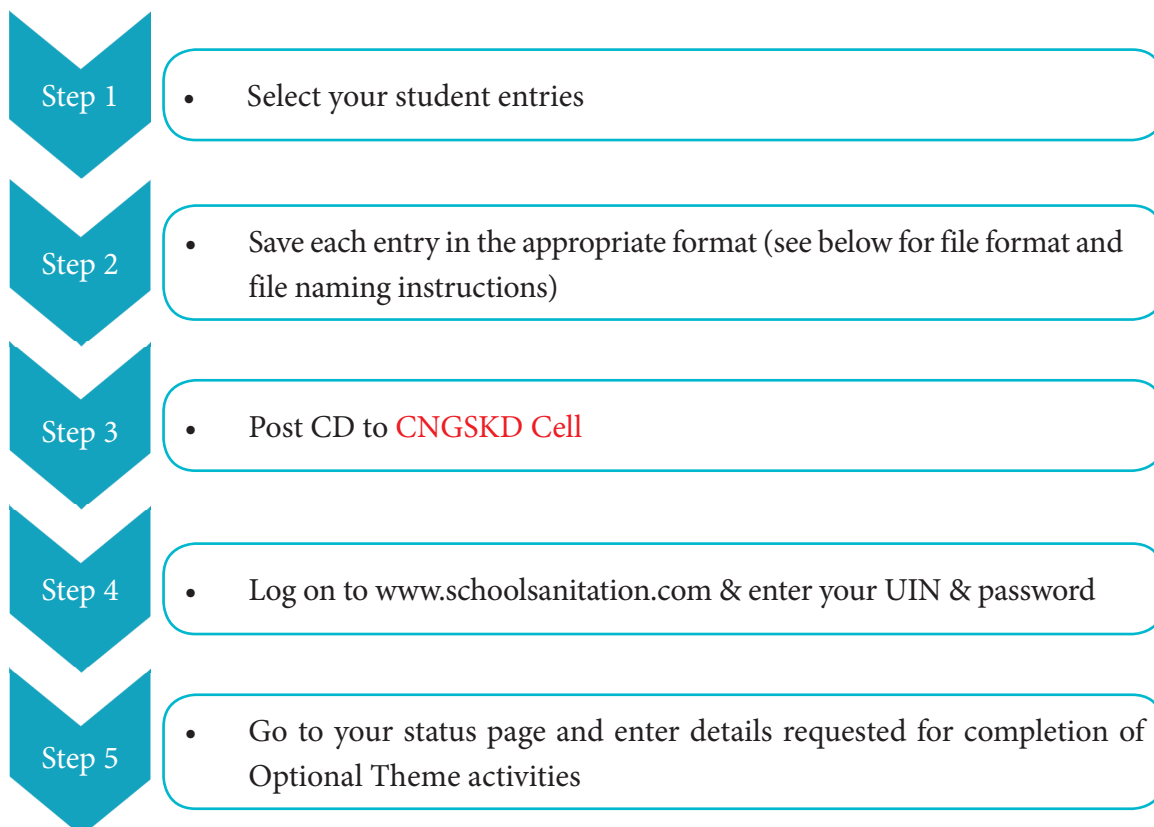
Important Information

You can select / change your optional themes at any time upto the closing of WoC registration on 29 November 2012.

Further instructions for applying for Talent Hunt

- Schools can decide their own criteria for selection of entries to each category and send the entry.
 - All entries must be saved on one CD only. Each school can send only one CD containing every entry. *Please save all text documents in pdf format. File size should not be more than 1 MB.*
- Please take photographs of all painting, sculpture and art and craft entries. Please save all photographs in jpg format. File size should not be more than 1 MB.
- Please make an audio/video recording of all singing, instrumental, public speaking and declamation entries. Please save all such entries in mp3 or .DAT or mpeg format. File size should not be more than 20 MB.
- Please make a video recording of all performance entries (dancing, acting, etc.). Please save all such entries in .DAT or mpeg format. File size should not be more than 20 MB.

Steps for applying for Talent Hunt



How to create a file name for an entry:

File name for each entry saved on the CD must be given in the correct format. See examples

Example 1

XYZ school (UIN GJ1990789876) is entering Sudha Sharma, a girl studying in class 3 for individual category of western music singing the recording file of her singing should be saved as:

GJ1990789876.P.SudhaS.F.2.2.2.mp3

What does this file name tell us?

GJ1990789876 is the UIN of the school

P is because she is in primary section

SudhaG is her first name and first letter of her surname

F is her gender

2.2.2 is the category she is competing in

mp3 is the file format

Example 2

ABC school (UIN TN19324567890) is entering Prabhanshu DamanKuttikaran, a boy studying in class 11 for individual category of Hindi Poetry writing the recording file of his Hindi poetry should be saved as:

TN19324567890.S.PrabhanshuK.M.3.1.1.pdf

What does this file name tell us?

TN19324567890 is the UIN of the school

S because he is in secondary section

PrabhanshuK is his first name and first letter of his surname

M is his gender

3.1.1 is the category he is competing in

pdf is the file format

Example 3

DEF school (UIN AP19574566540) is entering a group of 8 students (boys and girls) from classes 6-8 in the folk dance category. Ritu Jha is the group leader. The recording file of the group will be saved as

AP19574566540.M.RituJ.G.3.3.4G.mpeg

What does this file name tell us?

AP19574566540 is the UIN of the school

M is because the group is in middle section

RituJ is the first name and first letter of surname of the group leader


G is given for gender because it is a mixed group

below to understand the naming system for each entry.


3.3.4 is the category the group is competing in

mpeg is the file format

How to label your CD Sticker/ What to write on the CD



How to label your CD Envelope



Important Information

1. Please do not send any documents, sculpture, painting, art & craft work or any other physical material for selection.
2. If required, we will ask you to send the sculpture, painting, art & craft work, etc. at a later date.



Judging & Selection

Panels of judges at two levels will be formed for each category.

First level short-listing will be done as per region.

All short-listed entries will be judged at the central level to select finalists.

125 finalists will be called for actual performance at the final forum.

Top 100 performers would be selected by a Jury of eminent experts.

Winners will be awarded at a function at a designated venue.

Incentives/Awards and Rewards will be given for the winners.

Frequently Asked Questions – Regarding Theme 2

Question	Answer
Is there a limit to how many entries we can send?	Yes. Please see detailed information given for each subcategory above.
Can I transfer my permitted number of entries from one section to another, as for example, if I do not send entries in junior section can I send extra entries in middle or senior sections?	No. Entries cannot be transferred from one section to another.
Do I have to send entries for every subcategory?	No, it is not necessary. You can send entries for any categories that you choose.
How will I know if my CD has reached?	You will receive an acknowledgment email within 7 days after we receive your CD.
What shall I do if all my entries do not fit on one CD?	<ol style="list-style-type: none"> 1. Please check that all your submitted files don't exceed the given size. In case the size is larger, please reduce the size accordingly 2. If you still cannot fit all your entries on one CD, use 2 CDs BUT put them both in the same envelope and mention the number of CDs submitted on the envelope.
Who will pay if students have to travel for the finals/awards, etc?	????? MR SRIVASTAVA PLEASE DECIDE THIS.

Theme 3 (Optional): Environment, Culture and Heritage

General Information

The Overall Goals for this theme are:

1. To increase awareness about environment, culture and heritage.
2. Increase the role of school management and school children in protection and preservation of environment, culture and heritage in a positive and proactive way.
3. Increase awareness of schools' environment management.
4. Create competition amongst schools to act as catalysts to build and expand environment-based activities.

Eligible Schools Must:

1. Have participated in school sanitation grading
2. Agree to allow a summary of their accomplishments to be published.
3. Submit documentary evidence whenever required which should include: photos, descriptions of their environmental programmes and any other appropriate materials needed to further describe their programme.

Schools are encouraged to constitute an Environment and Heritage Task Force to take up the activities under this theme.

The theme is open to all sections – Primary, Middle and Senior

The **Compulsory Activity** for this theme is:

The **WoC Environment, Culture and Heritage School Challenge** – the challenge can be taken at www.schoolsanitation.com/xxxxxx

Optional Activities

Here are some fun ideas that can help you to involve your whole school in the competition, as well as help your school to achieve success!

Contests

- Prepare an environmental literacy campaign: get posters put up on bulletin boards, send home a newsletter to parents, have photos on exhibition: do this for different themes every month.
- Start a plant identification game/contest among the classes.



- Prepare and run a college environmental quiz, with prizes for winners.
- Have a poster, essay, poetry competition “Celebrate the Earth”, “Use Water Wisely”, “Let there be Peace on Earth”, etc.
- Randomly award students and faculty members who are following environmental conservation in their day-to-day life during school time. Every week announce who has been “caught green-handed”.
- Start an environment-based contest between classes.
- Run ads in the student newspaper.
- Update students, faculty, and staff on your standings in the competition through mass e-mails. Include environmental facts/statistics.

Sporting Events:

- Title your sports day to environment related themes like Green Sports Day, etc.
- Relate some of your regular cultural activities with environment, culture and heritage of local area.

Signage

- Post bulletin boards or notices in halls that promote environmental, culture and heritage conservation.
- Distribute flyers to teachers to hang on bulletin boards in the classrooms.
- Hang “potty posters” in the bathroom stalls with tips on how to be green.
- Create chalk ads on sidewalks around campus.
- Document your competition with pictures.

Mascots

- Use your school’s mascot to promote Environment, Culture and Heritage (ECH) School Challenge.
- Create a mascot costume, perhaps using the recycling logo, for use at events to promote the ECH School Challenge.

Special Events

- Conduct a scrap art workshop (e.g., bring in a local non-profit group to facilitate a workshop in which students make art from scrap materials).
- Conduct promotional tabling, hosting recycling-related activities, interactive displays, and prize raffles.
- Hold an environmental, culture and heritage based fair in the campus. Activities can include a recycled product display, slogan competition etc.



Pledges

Create an Environment, Culture and Heritage pledge for your school. Have students sign a pledge card they are confirming their commitment to recycling.

Distribute buttons or stickers to students who take the pledge to recycle.

Other Ideas

- Maintain an Environmental Notice Board with interesting news on the environment and set up Environmental Corners in the library.
- Organize a mini-conference or rally on an environmental issue in your community.
- Arrange for interesting people to speak on a topic or issue e.g.: Disaster Preparedness & Emergency Management, Red Cross, Forestry Department, Fisheries Department or traffic management.
- Prepare and show an environmental video of your campus focusing on any aspect of the environment, e.g., the natural, the buildings, etc.
- Research on interesting local issues and topics, and make presentations, or have debates.
- Go on field trips to interesting areas, e.g., heritage sites, national parks.
- Prepare an “enviro walk” on the college compound, with notes on any old school buildings or ruins, notes on the pond, on the butterfly garden, on the vegetable garden.
- Have a “clean-up” day of an area in your community.
- Establish and maintain a school vegetable garden; beautify the school grounds with ornamental plants that do not require much watering.
- Sort garbage (remove paper, plastic, glass and composting materials) and recycle (i) recycle paper to make new paper for cards or notes (ii) sell bottles to recyclers.
- Set up a Litter Control Campaign on the campus (put up signs, beg for garbage containers, speak with staff who empty containers).
- Organize an “envirothon” – a walkathon to raise money, for example, for planting trees around the fence line of the school.
- Plant an aromatic garden for the little ones to enjoy, for the older ones to learn from research.
- Enhance the habitat: “adopt” an animal, e.g., set up bird feeders, or “adopt” a tree, e.g., beautify the area around it, take care of the tree.
- Make a special programme on home sparrow. Do photography, habitat study etc.



Suggested Thematic Activities: Birds

Suggested Thematic Activities: Birds		
<p>Maths</p> <ul style="list-style-type: none"> • Conduct bird counts • Draw graphs • Analyse statistically 	<p>Science</p> <ul style="list-style-type: none"> • Identify birds Observe colours (camouflage), feathers; adaptation of beaks, feet. • Study habitats; feeding habits; position in food chains and webs; territorial behaviour; effects of pollution on birds; bird conservation • “Adopt” a bird species 	<p>Geography</p> <ul style="list-style-type: none"> • Locate and describe habitats • Describe seasonal variation • Trace migration routes
<p>Language</p> <ul style="list-style-type: none"> • Keep records and communicate effectively • Read literature on birds – birds in fiction and nonfiction; birds as symbols. • Write and share poetry on birds 	<p>Technology</p> <ul style="list-style-type: none"> • Search internet for information • Develop website • Prepare a presentation on a bird species. • Make bird feeders • Make kites with bird forms 	<p>Performing Arts</p> <ul style="list-style-type: none"> • Identify and imitate sounds of birds • Role play e.g. territorial behaviour of birds, conservation of birds • Create a bird dance – imitating bird movements • Put poetry about birds to popular music or dub rhythms • Identify and sing folk songs on birds



Suggested Thematic Activities: School Grounds

<p>Maths</p> <ul style="list-style-type: none"> • Measurement, length weight e.g. litter • Calculate areas • Graph data 	<p>Language</p> <ul style="list-style-type: none"> • Write journals (e.g. seasonal changes) • Write letters, debate use of school grounds • Write poetry • Use a rhythm to create dub poetry or rap 	<p>History</p> <ul style="list-style-type: none"> • Research use of grounds over time. Research historical records e.g. school magazines • Interview staff with long service
<p>Information Technology</p> <ul style="list-style-type: none"> • Search internet for information • Develop website • Process data on spreadsheets • Produce a newsletter 	<p>Science</p> <ul style="list-style-type: none"> • On nature walks: identify smells, textures, colours (camouflage), sounds, shapes and forms • Identify animals and plants –including insects and wildlife • Study animals’ habits, food chains and webs • Study a tree – its flowers, fruits, seeds, changes over time • Study soil types – drainage etc. erosion • Record weather over time • Study pollution - make comparisons 	<p>Geography</p> <ul style="list-style-type: none"> • Make and use maps of grounds to scale • Use compass for treasure hunts • Plot land use. Make models to scale • Study traffic flow • Record weather • Study landforms • Identify resources on the grounds
<p>Performing Arts</p> <ul style="list-style-type: none"> • Identify and imitate sounds of the environment 	<p>Visual Arts</p> <ul style="list-style-type: none"> • Identify colours, shapes, forms, textures • Sketch, draw and paint school ground scenes • Use colours, patterns, shapes, textures to portray plants, animals and buildings 	



<ul style="list-style-type: none"> • Role play e.g. response to pollution of grounds • Create a dance • Create a song on caring for the environment 	<ul style="list-style-type: none"> • Use structural materials and found materials to represent forms, objects • Decorate by stamping with found materials • Create posters e.g. against pollution of grounds, caring for the environment • Role play e.g. response to pollution of grounds • Create a dance • Create a song on caring for the environment
--	---

Suggested Thematic Activities: Buildings		
<p>Maths</p> <ul style="list-style-type: none"> • Measure length • Calculate areas, volumes • Draw floor plans to scale • Make models of geometrical shapes seen on buildings 	<p>Language</p> <ul style="list-style-type: none"> • Descriptive writing • Imaginary writing about what goes on in school buildings especially dormitories 	<p>History</p> <ul style="list-style-type: none"> • Research past use of and past events in buildings • Interview people associated with buildings in the past • Research changes to buildings over time
<p>Science</p> <ul style="list-style-type: none"> • Study materials used in building construction • Investigate energy and water use on campus • Consider ventilation of buildings • Look at the effects of erosion and pollution • Study preparedness of buildings for natural/manmade disasters e.g. flooding, hurricane, earthquake, fire 	<p>Music/movement/drama</p> <ul style="list-style-type: none"> • Role play, create a dance or song about life/work in the school buildings or preparedness for disasters • Develop activities to make parts of any building more pleasant 	<p>Information Technology</p> <ul style="list-style-type: none"> • Search internet for information • Develop website • Process data on spreadsheets • Produce a newsletter



Geography	Visual Arts
<ul style="list-style-type: none"> • Locate position of school on maps in town, parish, country • Map position of school buildings • Effects of climate and weather 	<ul style="list-style-type: none"> • Identify colours, shapes, forms, textures on buildings • Sketch, draw and paint scenes of buildings – roof and window designs, mouldings, carvings, wrought iron designs. • Use structural and found materials to make models of buildings • Create posters e.g. for preservation of buildings

Criteria for Evaluation of Schools

Schools will be judged on:

- The number of programme activities conducted during the last year and the programme activities conducted during the activity period of WoC programme.
- The completion of the WoC ECH(Environment, Culture and Heritage) School Challenge questionnaires with the school's sanitation rating.
- The final result on the overall performance of the school.
- Level of student/staff participation.
- Innovation/creativity.

Frequently Asked Questions – Theme 3

Question	Answer
Is there a limit to how many optional activities we can take?	No. You can take up as many optional activities as you like. The more activities you do, the better your chances of winning!
Can I take the Environmental Challenge more than once?	No. Your school can only take the challenge once, so ensure you take it when you have completed as many optional activities as you can.
How should I send the information about my activities?	<ol style="list-style-type: none"> 1. Include appropriate details in your Action Taken Report 2. Many details will be covered when you take the Compulsory Activity of the School Challenge
Is it necessary to make a task force for this theme?	No, it is advised but not necessary.



Optional Theme 4: Competitive Sports (and National Talent Hunt in Sports)

Sports are beneficial for students in many ways, from promoting health and a healthy life-style, to encouraging teamwork, healthy competition, anger management, etc. Competitive sports have long had a place of importance in the Indian school system and are therefore being re-emphasized in the Waves of Change Programme.

General Information

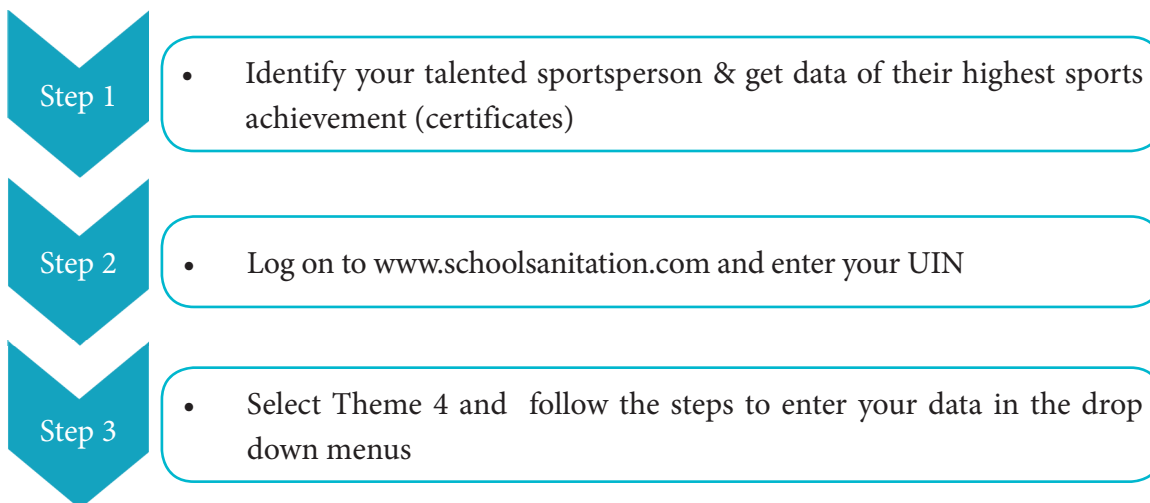
- Schools are encouraged to form a Thematic Task Force to chalk up an implementation plan.
- The schools would be encouraged to participate in the CBSE inter school Sports and Games competitions which are organized at the Cluster, Zonal and National levels.
- At present the CBSE inter school Sports and Games competition is being organized in 16 disciplines viz.
 - Athletics
 - Badminton
 - Basketball
 - Carrom
 - Chess
 - Football
 - Handball
 - Hockey
 - Judo
 - Kho-Kho
 - Skating
 - Swimming
 - Table Tennis
 - Taekwondo
 - Tennis
 - Volleyball

The National Talent Hunt in sports is open for the above-mentioned categories. It is also open to students interested in sports journalism/reporting.



What schools need to do:

There is no compulsory activity in this category; however schools are encouraged to increase the uptake of sporting activities amongst their students.



- The top 100 students in each of the following fields would be short listed for national recognition under this programme:
 - **Talented Players** – Team sports including Cricket (limited to three team sports per school: entries and names to be decided by schools – max six names).
 - **Athletics and individual sports** (max. six names per school).
 - **Martial Arts** (max. two names).
 - **Sports journalists and commentators** (max. one entry each per school).

Important Information

You do not need to send copies/scans of certificates at the initial stage.

We will request shortlisted candidates to send their *bona fide* certificates at a later stage – information will be sent regarding this.

Based on the participation level of a sportsperson, automatic scoring will be done for the shortlisting. Scores will be given as follows:

International Level player : 20 point

National Level

Zonal : 18 points

State : 16 points

Participation for 2 or more Consecutive years: 3 bonus points

Winner or Runners up /Third position: 5/3/2 points



Finalists may be invited for a sports meet to select winners at a later stage.

Frequently Asked Questions –Theme 4

Question	Answer
Is there a limit to how many entries we can send?	Yes. Please see detailed information given for each sub-category above.
Can I transfer my permitted number of entries from one section or sport to another, as for example, if I do not send entries in junior section can I send extra entries in middle or senior sections or if I have better athletes than swimmers can I send more entries for athletics?	No. Entries cannot be transferred from one section to another.
Do I have to send entries for every sub-category?	No, it is not necessary. You can send entries for any categories that you choose.
Who will pay if students have to travel for the finals/awards, etc?	?????



Theme 5: Ideas and Innovations

General Information

Independent thinking, problem solving and a constant search for improving skills, competencies and the quality of life for oneself and others are seminal to both self-development and nation building. The Waves of Change programme seeks to encourage the enterprising spirit amongst students.

This theme is open to all students however only secondary school students can take the Entrepreneurship aptitude test.

Schools should form a Thematic Task Force to chalk out an implementation plan.

Over the years, CBSE has grown into an institution of excellence and under it a very talented pool of school students exist which needs to be harnessed at a young age by giving them due recognition. WoC opens a new window for such differently talented students.

There are some interesting rewards for schools taking this theme! Such schools will have access to rewards such as training workshops, etc.

Compulsory Activity for secondary students: Entrepreneurship aptitude test

Students can take the entrepreneurship aptitude test on www.schoolsanitation.com

Minimum 20 students per school should take the test. The more students taking the test, the better the chances of the school scoring in this category.

Download the booklet 'Learn to Earn' from www.schoolsanitation.com

Suggested activities

Libraries for All – Book Banks

Since many young people do not have access to books, this activity is intended to:

- raise consciousness of students for understanding the value of books so that they can:
 - Voluntarily donate last years' books
 - Learn to keep their books in good condition Encourage recycling and reduce paper wastage

The schools will inform the CNGSKD cell through email (neetaswoc@gmail.com) and will forward the details of the books and the names of the students donating the books.

How to do this



Awards will be given to leading schools for this activity.

Book Collection

- Announce dates when students can bring in old books - text books and other books for donation

Recognise Generous Students

- Collect and make a list of books received
- Announce names of generous students at the assembly

Redistribute the Wealth!

- If you receive less than 2000 books, use them in your school library or donate them at a local level
- If you receive more than 2000 books, write to us and we will coordinate their collection & distribution through an NGO

Frequently Asked Questions – Theme 5

Question	Answer
Is there a limit to how many students can take the Entrepreneurship Aptitude Test?	No. All secondary school students can take this test. The more students take the test the better are your school's chances of winning!



Central Events

General Information

There will be a number of events planned at the central level. These are:

1. Launch Event – 28 November 2012
2. Pristine Cup Cricket Match - Date is yet to be decided
3. WoC Awards Ceremony - Date is yet to be decided

How will schools be involved in these events?

It will not be possible to invite all schools for each event.

In addition to the winners and awardees, 15 schools will be invited for each event. There will be a draw of lots to decide which schools will be invited.

One teacher and 6 students per school invited can come for the event.

Schools will be provided accommodation in Delhi. Travel will be at the cost of the school.

Dates for Central events will be announced subsequently.

Frequently Asked Questions – Central Level Events

Question	Answer
Can we attend the event if we make our own arrangements for accommodation, etc.?	There is a limit to how many people can be accommodated at each event. If you are not invited but are still keen to attend, write to us at neetaswoc@gmail.com and we will try to accommodate you. DO NOT COME UNTIL YOU HAVE A CONFIRMATION FROM US!



Annex 1

Format for Action Plan

The Action Plan can be filled in online. However, if you wish to send an offline version of your schools Action Plan, please follow this format.

School Name & Address:

UIN:

WMC Members:

Name	Class	Designation
		Chair
		Secretary
		Member
		Member
		Member
		Member
		Member
		Member
		Member
		Member
		Member
		Member
		Member
		Member
		Member

Compulsory Theme: Health, Wellness and Sanitation

TTF Member

Name	Class	Designation
		Chair
		Secretary
		Member
		Member
		Member
		Member
		Member
		Member
		Member
		Member
		Member
		Member
		Member
		Member
		Member



Vision: (Not more than 30 words) _How you will use your participation in Waves of Change to encourage students to inculcate the spirit of Education Beyond Books and Learning for Life Living and Livelihood (4Ls)

Aim: (Not more than 30 words)

Objectives: (Not more than 5 bullet points each of 20 words)

- ---

- ---

- ---

- ---

- ---

Student Participation Planned (Please provide numbers)

Section	Approximate Number of Students who will participate
Junior	
Middle	
Secondary	



Theme 1: Health, Wellness and Sanitation

Activities Planned:

Compulsory Activity:

Online School Sanitation Rating

All students must take the Sanitation Pledge.

Sanitation Task Force (STF) formation by each school: Lead to be taken by the Health & Wellness Clubs.

Declaration of a School Sanitation Action Plan for the event as well as for the year, along with clearly defined time line and its submission online

Awareness raising for attitudinal and behavioural change

Special thematic assemblies: Principal or designated teacher to brief the students about the theme and the School Sanitation Action Plan.

Optional activities:

Please fill in the activities you plan to hold for Junior, Middle and Secondary (J/M/S) sections. Describe each activity in not more than 100 words each. **You can add as many rows as you like to the table given below.**

Activity Name & Section for which Activity is Conducted (J/M/S)	Description of Activity and Methodology



Optional Theme 2: National Talent Hunt (Only fill this section if you are taking this theme)

1. **Mode of selection of students:**

2. **Categories in which students will be selected:** (please tick the categories you intend to select)

Category 1- Business Skills: Only open to middle and secondary sections

Schools can send entries from middle and secondary groups.

Maximum two individual entries group per sub category 1.1 and 1.2 are allowed.

Category 1.1 Earn while you learn

Students using their entrepreneurial talents to earn.

Category 1.2 Innovative Solutions

Category 2-Performing Arts: Open to junior, middle and senior sections

Category 2.1 Indian Performing Arts

Schools can send entries from junior, middle and secondary sections.

Maximum two individual entries per section per sub category 2.1.1 - 2.1.6 are allowed.

Maximum two group entries per section per sub category 2.1.1 - 2.1.6 are allowed (maximum size per group ≤ 10 students):

Individual entries

2.1.1 Acting/ Theatre/ Street Plays (Nukkad Nataks)

2.1.2 Singing

2.1.3 Instrumental

2.1.4 Dancing and choreography

2.1.5 Mime

2.1.6 Puppetry and shadow art

Group entries

2.1.1G Acting/ Theatre/ Street Plays (Nukkad Nataks)

2.1.2G Singing



- 2.1.3G Instrumental
- 2.1.4G Dancing and choreography
- 2.1.5G Mime
- 2.1.6 G Puppetry and shadow art

Category 2.2 Western Performing Arts

Schools can send entries from junior, middle and secondary sections.

Maximum two individual entries per section per sub category 2.2.1 - 2.2.6 are allowed.

Maximum two group entries per section per sub category 2.2.1 - 2.2.6 are allowed (maximum size per group ≤ 10 students):

- 2.2.1 Acting/ Theatre/ Street Plays (Nukkad Nataks)
- 2.2.2 Singing
- 2.2.3 Instrumental
- 2.2.4 Dancing and choreography
- 2.2.5 Mime
- 2.2.6 Puppetry and shadow art

Group entries

- 2.2.1G Acting/ Theatre/ Street Plays (Nukkad Nataks)
- 2.2.2G Singing
- 2.2.3G Instrumental
- 2.2.4G Dancing and choreography
- 2.2.5G Mime
- 2.2.6G Puppetry and shadow art

Category 2.3 Folk Performing Arts

Schools can send entries from junior, middle and secondary sections.

Maximum two individual entries per section per sub category 2.3.1 - 2.3.6 are allowed.

Maximum two group entries per section per sub category 2.3.1 - 2.3.6 are allowed (maximum size per group ≤ 10 students):

Individual entries

- 2.3.1 Acting/ Theatre/ Street Plays (NukkadNataks)



- 2.3.2 Singing
- 2.3.3 Instrumental
- 2.3.4 Dancing and choreography
- 2.3.5 Mime
- 2.3.6 Puppetry and shadow art

Group entries

- 2.3.1G Acting/ Theatre/ Street Plays (NukkadNataks)
- 2.3.2G Singing
- 2.3.3G Instrumental
- 2.3.4G Dancing and choreography
- 2.3.5G Mime
- 2.3.6G Puppetry and shadow art

Category 3-Life Skills- Communication: Open to junior, middle and senior sections

Category 3.1 Life Skills- Written Communication Hindi

Schools can send entries from junior, middle and secondary sections.

Maximum two individual entries per section per sub category 3.1.1 – 3.1.4 are allowed.

- 3.1.1 Poetry writing in Hindi
- 3.1.2 Prose writing in Hindi
- 3.1.3 Skit writing in Hindi
- 3.1.4 Journalistic writing in Hindi

Category 3.2 Life Skills- Written Communication English

Schools can send entries from junior, middle and secondary sections.

Maximum two individual entries per section per sub category 3.2.1 - 3.2.4 are allowed.

- 3.2.1 Poetry writing in English
- 3.2.2 Prose writing in English
- 3.2.3 Skit writing in English
- 3.2.4 Journalistic writing in English

Category 3.3 Life Skills- Written Communication in a Regional Language (a school can choose any ONE Schedule 8 (?) language



Schools can send entries from junior, middle and secondary sections.

Maximum two individual entries per section per sub category 3.3.1 -3.3.4 are allowed.

3.3.1 Poetry writing in Regional Language

3.3.2 Prose writing in Regional Language

3.3.3 Skit writing in Regional Language

3.3.4 Journalistic writing in Regional Language

Category 3.4 Life Skills - Spoken Communication in Hindi

Schools can send entries from junior, middle and secondary sections.

Maximum two individual entries per section per sub category 3.4.1 – 3.4.2 are allowed.

3.4.1 Declamation in Hindi

3.4.2 Public speaking in Hindi

Category 3.5 Life Skills - Spoken Communication in English

Schools can send entries from junior, middle and secondary sections.

Maximum two individual entries per section per sub category 3.5.1 – 3.5.2 are allowed.

3.5.1 Declamation in English

3.5.2 Public speaking in English

Category 3.6 Life Skills - Spoken Communication in Regional Language (a school can choose any ONE Schedule 8 language

Schools can send entries from junior, middle and secondary sections.

Maximum two individual entries per section per sub category 3.6.1 – 3.6.2 are allowed.

3.6.1 Declamation in Regional Language

3.6.2 Public speaking in Regional Language



Optional Theme 3: Environment, Culture and Heritage (Only fill this section if you are taking this theme)

Activities Planned:

Compulsory Activity: Online Environmental Challenge

Date on which you plan to take this challenge:

Write approx. 300 words on your school's activities in this area :-

Optional activities:

Please fill in the activities you plan to hold for Junior, Middle and Secondary (J/M/S) sections. Describe each activity in not more than 100 words each. **You can add as many rows as you like to the table given below.**

Activity Name & Section for which Activity is Conducted (J/M/S)	Description of Activity and Methodology



Optional Theme 4: Competitive Sports (and National Talent Hunt in Sports) (Only fill this section if you are taking this theme)

Write approx. 500 words on how your school encourages sporting activities :-



Optional Theme 5: Ideas and Innovations (Only fill this section if you are taking this theme)

Write approx. 500 words on how your school encourages/will encourage ideas and innovations amongst students



Format for Action Taken Report

The Action Taken Report can be filled in online. However, if you wish to send an offline version of your schools Action Taken Report, please follow this format.

Important Reminder: Your Action Taken Report must reflect your achievement of your Action Plan!

ATRs that exceed the given word and/or photograph limit will not be considered in the evaluation of ATRs.

School Name & Address:

UIN:

WMC Members:

Name	Class	Designation
		Chair
		Secretary
		Member
		Member
		Member
		Member
		Member
		Member
		Member
		Member
		Member
		Member
		Member
		Member
		Member

Theme 1: Health, Wellness and Sanitation

Fulfilling Our Vision: (Not more than 100 words)



(Add lines as required. Please do not exceed your word limit)

Achieving Our Aim: (Not more than 100 words)

(Add lines as required. Please do not exceed your word limit)

Reaching Our Objectives: (Not more than 50 words per bullet point)

- ---

- ---

- ---

- ---

- ---

- ---

Student Participation (Please provide numbers)

Section	Number of Students who participated
Junior	
Middle	
Secondary	



Compulsory Theme: Health, Wellness and Sanitation

Name	Class	Designation
		Chair
		Secretary
		Member
		Member
		Member
		Member
		Member
		Member
		Member
		Member
		Member
		Member
		Member
		Member
		Member
		Member

TTF Members

Activities Undertaken:

Compulsory Activity: Write upto 1000 words on the activities. Include upto 5 photographs:

(Add lines as required. Please do not exceed your word limit)

Optional Activities:

Please fill in the activities held for Junior, Middle and Secondary (J/M/S) sections. Describe each activity in not more than 100 words each. Send upto 10 photographs to show your optional activities.



You can add as many rows as you like to the table given below.

Activity Name & Section for which Activity is Conducted (J/M/S)	Description of Activity and Methodology

Optional Theme 2: National Talent Hunt

(Only fill this section if you are opted for this theme)

3. Mode of selection of students:

4. Date on which the CD for this theme was sent:

5. Date on which CD receipt acknowledgement email from CNGSKD cell was received:

6. Total number of individual entries sent:

a. Girls:

- i. Junior
- ii. Middle
- iii. Secondary



- b. Boys:
 - i. Junior
 - ii. Middle
 - iii. Secondary
- c. Group entries (girls and boys included):
 - i. Junior
 - ii. Middle
 - iii. Secondary

Optional Theme 3: Environment, Culture and Heritage

(Only fill this section if you opted for this theme)

Activities Undertaken:

Compulsory Activity: Online Environmental Challenge

Date on which you took the challenge:

Write approx. 300 words on your school's activities in this area :-



Optional Activities:

Please fill in describe the activities you held for Junior, Middle and Secondary (J/M/S) sections. Describe each activity in not more than 100 words each. You can send upto a total of 10 photographs to support your narrative. **You can add as many rows as you like to the table given below.**

Activity Name & Section for which Activity is Conducted (J/M/S)	Description of Activity and Methodology

Optional Theme 4: Competitive Sports (and National Talent Hunt in Sports)

(Only fill this section if you opted for this theme)

Write approx. 500 words on how your school encouraged sporting activities under the WoC programme. You can send upto 10 photographs to support your write up.



Optional Theme 5: Ideas and Innovations

(Only fill this section if you opted for this theme)

Write approx. 500 words on how your school encouraged ideas and innovations amongst students during the WoC programme. You can send upto 10 photographs to support your write up.

Verification by the Principal:

I guarantee that the details given in this report are true. Our students have undertaken all the activities mentioned in this ATR.

Creative work claimed by the students of _____
(school name) is original. There has been no plagiarism or cheating in any of our entries specifically for the National Talent Hunt (Theme 2) and the Competitive Sports and National Talent Hunt (Theme 4).

Signature:

Name:

Date:



Process writing: Neena Thomas

